

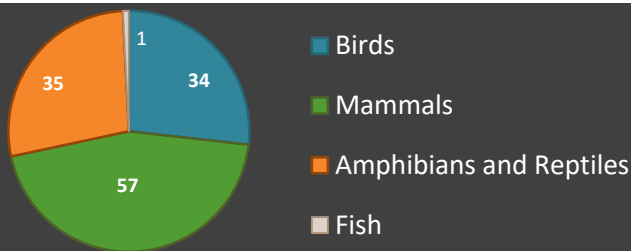


CREATING A WORLD THAT IS SAFE AND SUSTAINABLE FOR WILDLIFE AND SOCIETY

SPECIMEN submission summary

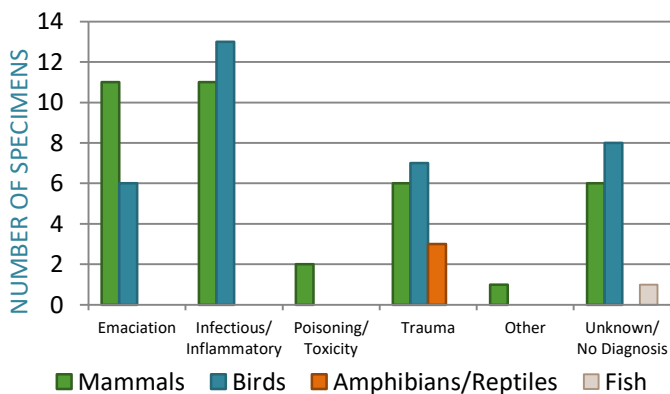


- 127 Specimens Submitted
- 52/127 for Special Projects
- 67 Calls to CWHC Wildlife Hotline



CAUSE of death

(excluding 52 special project cases)



SELECTED disease counts

TESTED	POSITIVE	NOTES
AVIAN INFLUENZA VIRUS - DEAD BIRD SURVEILLANCE		
29	0 Matrix Positive 0 H5 Positive 0 H7 Positive	No dead birds tested positive for AIV.
WHITE-NOSE SYNDROME		
2	2	Two Northern Long-eared Bats tested positive for White-nose syndrome by both PCR and histology testing.
CANINE DISTEMPER VIRUS		
9	4	Two raccoons and two eastern wolves tested positive for CDV by PCR testing. Totals do not include special project cases.
PARVOVIRUS		
9	2	Two raccoons tested positive for Parvovirus by PCR testing. Totals do not include special project cases.
BAYLISASCARIS PROCYONIS		
5	1	One raccoon had <i>Baylisascaris procyonis</i> worms within its intestine. Totals do not include special project cases.

NOTE: Animals reported represent the data currently available in the CWHC database and should be considered preliminary. These data do not include all diagnostic testing for the selected pathogens carried out in Ontario. Additional testing is performed by other agencies and organizations.



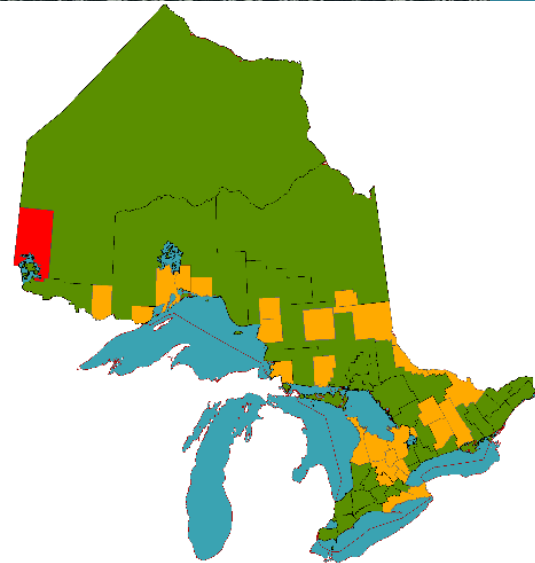


CREATING A WORLD THAT IS SAFE AND SUSTAINABLE FOR WILDLIFE AND SOCIETY

WHITE-NOSE SYNDROME on the move

The latest confirmed case of White-nose Syndrome was submitted from the Red Lake, Ontario area. These two Northern Long-eared bats were collected in early February of this year and submitted for testing in mid-March. Notably, this case signifies the **western-most confirmed case in Canada and the northern-most confirmed case in North America**. This latest location is within 100 kilometres of the Manitoba border, where White-nose Syndrome has not yet been detected.

(Map: **Red** is most recent location. **Yellow** is previous)



SNAKE FUNGAL DISEASE surveillance continues

The CWHC has been investigating the spread of an emerging fungus causing disease in snakes. Snake Fungal Disease (*Ophidiomyces ophidiicola*) was first detected in Ontario in March of 2015. Although the full effects on the fungus on snakes have not yet been determined, it has been associated with significant morbidity and mortality in previous North American cases. The Ontario/Nunavut region has already confirmed its first case of SFD in 2017. If you find dead or sick snakes in Ontario, please contact us at 1-866-673-4781 or on-nu@cwbc-rscf.ca.

WILDLIFE HEALTH TRACKER available online

Are you a hunter, biologist or wildlife rehabilitator? Are you interested in making a contribution to a research project?

The Wildlife Health Tracker is collecting reports of dead/sick wildlife incidents online for morbidity/mortality research.

Check out: wildlifehealthtracker.com

(Please Note: this site is not monitored daily. To report a concern to the CWHC, please contact us at 1-866-673-4781 or on-nu@cwbc-rscf.ca)

